

MARINE GENSET GUIDE

MARIN PRO

ONLINE MARINE GENSET CONFIGURATOR

Save time, money, and nerves

Easy to use and ready within a few clicks.

Choose your configuration and instantly download a complete technical documentation and quote for your next 70–2000 kWe auxiliary engine or genset. It's simple, fast and completely free – no matter if you are building or designing a new vessel or looking for a documentation of your existing engines.

Access now on www.powerhouse.se



CONTENTS

WHO WE ARE	4
WHAT WE OFFER	5
POWER HOUSE GENSETS	6
CONTACT US	41

MARINE GENSET GUIDE

Model	Power Range (kWe)	Power Range (kVA)	Page
PHD5AT	62-75	78-94	8
PHD5ATA	70-93	88-116	10
PHD7AT	90-114	88-143	12
PHD7ATA	108-139	135-174	14
PHD9MG	136-250	170-313	16
PHD13MG EPA	248-343	310-429	18
PHD13MG EPA	300-380	375-475	20
PHD13MG	248-343	310-429	22
PHD13MG	300-380	375-475	24
PHD16MG	332-477	415-596	26
PHS6R	503-603	653-754	28
PHS6R2	476-612	595-765	30
PHS12A2	662-790	828-988	32
PHS12R	785-1223	981-1529	34
PHS16R	1070-1633	1309-2041	36
PHS16R2	1457-1886	1821-2358	38

WHO WE ARE

Sweden based Power House is your one-stop-shop partner for marine and industrial power solutions – from auxiliary engines and gensets to spare parts and after-sales services.

We officially represent Mitsubishi original products represented by MTEE B.V. and AB Volvo Penta Sweden and thus only offer reliable and recognized brands that meet your demands on global after-sales support, quality and reliability.

Because of our own and our supplier's dealer network we are able to provide also local support, commissioning and warranty services worldwide.

Count on us for high quality products and fast, reliable service and support.

POWERED BY



WHAT WE OFFER

Our product and service portfolio consists of the following:

- Marine auxiliary gensets
- Marine auxiliary engines
- LNG marine auxiliary solutions
- Marine propulsion engines (for sale in Sweden only)
- Industrial engines
- Marine and industrial generators
- Sensors, switches and other miscellaneous equipment connected to our main products
- Spare parts and exchange products
- Commissioning and after-sales services

In addition to the standard configurations of gensets and auxiliary engines, we also offer customizations (e.g. gauges, air shut-offs, designated control systems, etc.) and consolidated deliveries (loose delivered equipment, e.g. battery boxes, power packs, etc.).

With regards to the sales and service support of marine and industrial engines and marine gensets, Power House conforms to and holds an ISO 9001 and ISO 14001 certificate, as attested by Bureau Veritas.



POWER HOUSE GENSETS

Power House gensets combine a compact design with good service accessibility. They are available with a power range of 56 to 1886 kWe and with three different cooling systems (keel cooled, heat exchanged or radiator cooled). Each genset is designed and built according to the rules of all major classification societies

PHD5-PHD16 RANGE AUXILIARY GENSET

All power ratings published are expressed in conformity with Prime Power ratings corresponding to ISO Standard Power for continuous operation. This relates to the supplying of electrical power at variable load with 70% load factor for an unlimited number of hours. A 10% overload capability is available with this rating.

DIESEL ELECTRIC PROPULSION

Application type: Vessels operating with marine gensets for power to electric propulsion systems. Engine can be run for an unlimited number of running hours at a load factor of <80% of published Prime Power, 110% capability is available for a maximum of 1 hour per 12 hours operation for this rating. Ratings correspond to ISO Standard Power for continuous operation.

PHS6-PHS16 RANGE AUXILIARY GENSET

Main Power Supply

Typical Operation: Average load factor is 60–80% of rated power. Operating hours are 3000–4000 hours per year. Momentary overload: 110% is available for governing purpose.


Emergency Power Supply

Typical Operation: Average load factor is 60% of rated power. Operating hours are up to 500 hours per year. Overload: 110% can be used for less than 25 hours/year.

DIESEL ELECTRIC PROPULSION

Typical Operation: Average load factor is 60–80% of rated power. Operating hours are 3000–6000 hours per year. Momentary overload: 110% is available for maximum 25 hours per year on emergency basis. 100% of rated power is available for maximum of 3 hours per every 12 hours operation period. Typical Vessel Application: Offshore vessels, inland cargo vessels and ferries.

POWER HOUSE PHD5AT



COMMERCIAL RATING

Engine Speed	Frequency	Engine Power
1500 RPM	50 Hz	77 kWm
1800 RPM	60 Hz	81 kWm

GENERAL DATA

D5A T, Volvo Penta, Stamford generator.
4-cylinder, 4 cycle, water cooled, diesel engine.
Turbocharged, IMO2 emission certificate.

Bore x Stroke (mm): 108 x 130
Displacement (L): 4,76

POWER AT 1500 RPM, 50HZ, 400V

	kWe	kVA	Fuel cons.*
HEAT EXCHANGED			
UCM274C	62	78	222
UCM274D	70	88	222
UCM274E	71	89	222
KEEL COOLED			
UCM274C	62	78	222
UCM274D	70	88	222
UCM274E	71	89	222
RADIATOR COOLED			
UCM274C	62	78	222
UCM274D	67	84	222
UCM274E	67	84	222

*Fuel consumption; Unit: g/kWh

Available in:

380/400/415/440/690 V

POWER AT 1800 RPM, 60Hz, 440V

	kWe	kVA	Fuel cons.*
HEAT EXCHANGED			
UCM274C	74	93	222
UCM274D	74	93	222
UCM274E	75	94	222
KEEL COOLED			
UCM274C	74	93	222
UCM274D	74	93	222
UCM274E	75	94	222
RADIATOR COOLED			
UCM274C	68	85	222
UCM274D	68	85	222
UCM274E	69	85	222

*Fuel consumption; Unit: g/kWh

Available in:


416/440/460/480/600 V



PRODUCT DIMENSIONS & DRY WEIGHT

L (mm):	1812 - 2261
W (mm):	1046
H (mm):	1614 - 1631
Dry weight (kg):	1175 - 1381

POWER HOUSE PHD5A TA



COMMERCIAL RATING

Engine Speed	Frequency	Engine Power
1500 RPM	50 Hz	92 kWm
1800 RPM	60 Hz	100 kWm

GENERAL DATA

D5A TA, Volvo Penta, Stamford generator.
4-cylinder, 4 cycle, water cooled, diesel engine.
Turbocharged with air cooler, IMO2 emission certificate.

Bore x Stroke (mm): 108 x 130
Displacement (L): 4,76

POWER AT 1500 RPM, 50Hz, 400V

	kWe	kVA	Fuel cons.*
HEAT EXCHANGED			
UCM274D	70	88	208
UCM274E	86	108	208
KEEL COOLED			
UCM274D	70	88	208
UCM274E	86	108	208

*Fuel consumption; Unit: g/kWh

Available in:
380/400/415/440/690 V

POWER AT 1800 RPM, 60Hz, 440V

	kWe	kVA	Fuel cons.*
HEAT EXCHANGED			
UCM274D	88	110	206
UCM274E	93	116	206
KEEL COOLED			
UCM274D	88	110	206
UCM274E	93	116	206

*Fuel consumption; Unit: g/kWh


Available in:
416/440/460/480/600 V



PRODUCT DIMENSIONS & DRY WEIGHT

L (mm):	1812 - 1925
W (mm):	1046
H (mm):	1614
Dry weight (kg):	1225 - 1310

POWER HOUSE PHD7A T



COMMERCIAL RATING

Engine Speed	Frequency	Engine Power
1500 RPM	50 Hz	116 kWm
1800 RPM	60 Hz	122 kWm

GENERAL DATA

PHD7A T, Volvo Penta, Stamford generator.
6-cylinder, 4 cycle, water cooled, diesel engine.
Turbocharged, IMO2 emission certificate.

Bore x Stroke (mm): 108 x 130
Displacement (L): 7,15

POWER AT 1500 RPM, 50Hz, 400V

	kWe	kVA	Fuel cons.*
HEAT EXCHANGED			
UCM274E	90	113	216
UCM274F	108	135	218
UCM274G	108	135	219
KEEL COOLED			
UCM274E	90	113	216
UCM274F	108	135	218
UCM274G	108	135	219
RADIATOR COOLED			
UCM274D	70	88	215
UCM274E	90	113	216
UCM274F	104	130	218
UCM274G	104	130	219

*Fuel consumption; Unit: g/kWh

Available in:
380/400/415/440/690 V

POWER AT 1800 RPM, 60Hz, 440V

	kWe	kVA	Fuel cons.*
HEAT EXCHANGED			
UCM274E	105	131	216
UCM274F	114	143	216
UCM274G	113	141	215
KEEL COOLED			
UCM274E	105	131	216
UCM274F	114	143	216
UCM274G	113	141	215
RADIATOR COOLED			
UCM274D	88	110	216
UCM274E	105	131	216
UCM274F	107	134	216
UCM274G	107	134	215

*Fuel consumption; Unit: g/kWh

Available in:
416/440/460/480/600 V



PRODUCT DIMENSIONS & DRY WEIGHT

L (mm):	2191 - 2575
W (mm):	1157
H (mm):	1614 - 1631
Dry weight (kg):	1465 - 1670

POWER HOUSE PHD7A TA



COMMERCIAL RATING

Engine Speed	Frequency	Engine Power
1500 RPM	50 Hz	139 kWm
1800 RPM	60 Hz	148 kWm

GENERAL DATA

PHD7A TA, Volvo Penta, Stamford generator.
6-cylinder, 4 cycle, water cooled, diesel engine.
Turbocharged with air cooler, IMO2 emission certificate.

Bore x Stroke (mm): 108 x 130
Displacement (L): 7,15

POWER AT 1500 RPM, 50Hz, 400V

	kWe	kVA	Fuel cons.*
HEAT EXCHANGED			
UCM274F	108	135	207
UCM274G	119	149	207
UCM274H	130	163	207
KEEL COOLED			
UCM274F	108	135	207
UCM274G	119	149	207
UCM274H	130	163	207

*Fuel consumption; Unit: g/kWh

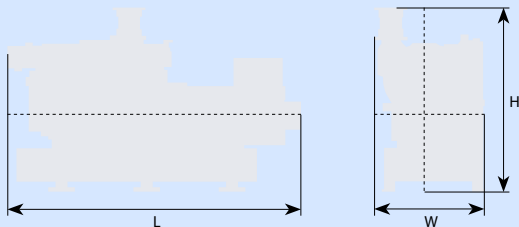
Available in:
380/400/415/440/690 V

POWER AT 1800 RPM, 60Hz, 440V

	kWe	kVA	Fuel cons.*
HEAT EXCHANGED			
UCM274F	125	156	208
UCM274G	137	171	207
UCM274H	139	174	206
KEEL COOLED			
UCM274F	125	156	208
UCM274G	137	171	207
UCM274H	139	174	206

*Fuel consumption; Unit: g/kWh

Available in:
416/440/460/480/600 V



PRODUCT DIMENSIONS & DRY WEIGHT

L (mm):	2191 - 2239
W (mm):	1157
H (mm):	1614
Dry weight (kg):	1540 - 1660

POWER HOUSE PHD9MG



COMMERCIAL RATING

Engine Speed	Frequency	Engine Power
1500 RPM	50 Hz	239 kWm
1800 RPM	60 Hz	265 kWm

GENERAL DATA

PHD9MG, Volvo Penta, Stamford generator.
6-cylinder, 4 cycle, water cooled, diesel engine.
Turbocharged with air cooler, IMO2 emission certificate.

Bore x Stroke (mm): 120 x 138
Displacement (L): 9,36

POWER AT 1500 RPM, 50Hz, 400V

	kWe	kVA	Fuel cons.*
HEAT EXCHANGED			
HCM434C	168	210	206
HCM434D	184	230	205
HCM434E	220	275	205
HCM434F	225	281	206
KEEL COOLED			
HCM434C	168	210	206
HCM434D	184	230	205
HCM434E	220	275	205
HCM434F	225	281	204
RADIATOR COOLED			
HCM434H	136	170	206
HCM434C	168	210	205
HCM434D	184	230	205
HCM434E	214	268	204

Available in:
380/400/415/440/690 V

*Fuel consumption; Unit: g/kWh

POWER AT 1800 RPM, 60Hz, 440V

	kWe	kVA	Fuel cons.*
HEAT EXCHANGED			
HCM434C	196	245	209
HCM434D	216	270	207
HCM434E	250	313	207
KEEL COOLED			
HCM434C	196	245	209
HCM434D	216	270	207
HCM434E	250	313	207
RADIATOR COOLED			
HCM434H	170	213	208
HCM434C	196	245	207
HCM434D	216	270	207
HCM434E	230	288	206

*Fuel consumption; Unit: g/kWh


Available in:
416/440/460/480/600 V



PRODUCT DIMENSIONS & DRY WEIGHT

L (mm):	2660 - 2969
W (mm):	1161 - 1175
H (mm):	1919
Dry weight (kg):	2210 - 2790

POWER HOUSE PHD13MG EPA



COMMERCIAL RATING

Engine Speed	Frequency	Engine Power
1500 RPM	50 Hz	300 kWm
1500 RPM	50 Hz	360 kWm
1800 RPM	60 Hz	360 kWm (next page)
1800 RPM	60 Hz	400 kWm (next page)

GENERAL DATA

PHD13MG, Volvo Penta, Stamford generator.
6-cylinder, 4 cycle, water cooled, diesel engine.
Turbocharged with air cooler, EPA emission certificate.

Bore x Stroke (mm): 131 x 158
Displacement (L): 12,78

POWER AT 1500 RPM, 50Hz, 300kWm, 400V

	kWe	kVA	Fuel cons.*
HEAT EXCHANGED			
HCM434F	248	310	203
HCM534C	284	355	203
HCM534D	285	356	203
KEEL COOLED			
HCM434F	248	310	203
HCM534C	284	355	203
HCM534D	285	356	203
RADIATOR COOLED			
HCM434F	248	310	204
HCM534C	274	343	203
HCM534D	275	343	203

*Fuel consumption; Unit: g/kWh

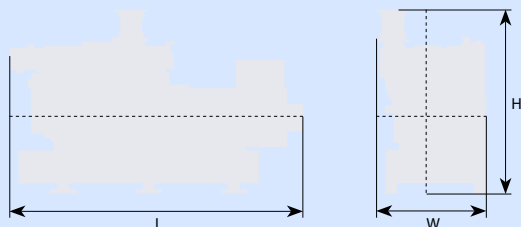
Available in:
380/400/415/440/690 V

POWER AT 1500 RPM, 50Hz, 360 kWm, 440V

	kWe	kVA	Fuel cons.*
HEAT EXCHANGED			
HCM534C	304	380	202
HCM534D	343	429	202
KEEL COOLED			
HCM534C	304	380	202
HCM534D	343	429	202
RADIATOR COOLED			
HCM534C	304	380	196
HCM534D	332	415	196

*Fuel consumption; Unit: g/kWh


Available in:
380/400/416/440/690 V



PRODUCT DIMENSIONS & DRY WEIGHT

L (mm):	2739 - 3219
W (mm):	1165 - 1174
H (mm):	1811 - 1814
Dry weight (kg):	3030 - 3315

POWER HOUSE PHD13MG EPA



COMMERCIAL RATING

Engine Speed	Frequency	Engine Power
1500 RPM	50 Hz	300 kWm (previous page)
1500 RPM	50 Hz	360 kWm (previous page)
1800 RPM	60 Hz	360 kWm
1800 RPM	60 Hz	400 kWm

GENERAL DATA

PHD13MG, Volvo Penta, Stamford generator.
6-cylinder, 4 cycle, water cooled, diesel engine.
Turbocharged with air cooler, EPA emission certificate.

Bore x Stroke (mm): 131 x 158
Displacement (L): 12,78

POWER AT 1800 RPM, 60Hz, 360kWm, 440V

	kWe	kVA	Fuel cons.*
HEAT EXCHANGED			
HCM434F	300	375	214
HCM534C	341	426	215
HCM534D	342	428	215
KEEL COOLED			
HCM434F	300	375	214
HCM534C	341	426	215
HCM534D	342	428	215
RADIATOR COOLED			
HCM434F	300	375	204
HCM534C	323	404	216
HCM534D	324	405	216

*Fuel consumption; Unit: g/kWh

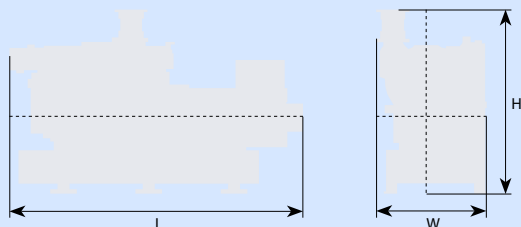
Available in:
416/440/460/480/600 V

POWER AT 1500 RPM, 50Hz, 360 kWm, 440V

	kWe	kVA	Fuel cons.*
HEAT EXCHANGED			
HCM534C	360	450	211
HCM534D	380	475	209
KEEL COOLED			
HCM534C	360	450	211
HCM534D	380	475	209
RADIATOR COOLED			
HCM534C	360	450	206
HCM534D	362	453	206

*Fuel consumption; Unit: g/kWh


Available in:
416/440/460/480/600 V



PRODUCT DIMENSIONS & DRY WEIGHT

L (mm):	2739 - 3219
W (mm):	1165 - 1174
H (mm):	1811 - 1814
Dry weight (kg):	3030 - 3315

POWER HOUSE PHD13MG



COMMERCIAL RATING

Engine Speed	Frequency	Engine Power
1500 RPM	50 Hz	300 kWm
1500 RPM	50 Hz	360 kWm
1800 RPM	60 Hz	360 kWm (next page)
1800 RPM	60 Hz	400 kWm (next page)

GENERAL DATA

PHD13MG, Volvo Penta, Stamford generator.
6-cylinder, 4 cycle, water cooled, diesel engine.
Turbocharged with air cooler, IMO2 emission certificate.

Bore x Stroke (mm): 131 x 158

Displacement (L): 12,78

POWER AT 1500 RPM, 50Hz, 300kWm, 400V

	kWe	kVA	Fuel cons.*
HEAT EXCHANGED			
HCM434F	248	310	194
HCM534C	284	355	194
HCM534D	285	356	194
KEEL COOLED			
HCM434F	248	310	194
HCM534C	284	355	194
HCM534D	285	356	194
RADIATOR COOLED			
HCM434F	248	310	194
HCM534C	274	343	194
HCM534D	275	344	194

*Fuel consumption; Unit: g/kWh

Available in:

380/400/415/440/690 V

POWER AT 1500 RPM, 50Hz, 360 kWm, 440V

	kWe	kVA	Fuel cons.*
HEAT EXCHANGED			
HCM534C	304	380	190
HCM534D	343	429	191
KEEL COOLED			
HCM534C	304	380	190
HCM534D	343	429	191
RADIATOR COOLED			
HCM534C	304	380	191
HCM534D	332	415	191

*Fuel consumption; Unit: g/kWh

Available in:


380/400/415/440/690 V



PRODUCT DIMENSIONS & DRY WEIGHT

L (mm):	2739 - 3219
W (mm):	1165 - 1174
H (mm):	1811 - 1814
Dry weight (kg):	3030 - 3315

POWER HOUSE PHD13MG



COMMERCIAL RATING

Engine Speed	Frequency	Engine Power
1500 RPM	50 Hz	300 kWm (previous page)
1500 RPM	50 Hz	360 kWm (previous page)
1800 RPM	60 Hz	360 kWm
1800 RPM	60 Hz	400 kWm

GENERAL DATA

PHD13MG, Volvo Penta, Stamford generator.
6-cylinder, 4 cycle, water cooled, diesel engine.
Turbocharged with air cooler, IMO2 emission certificate.

Bore x Stroke (mm): 131 x 158
Displacement (L): 12,78

POWER AT 1800 RPM, 60Hz, 360kWm, 440V

	kWe	kVA	Fuel cons.*
HEAT EXCHANGED			
HCM434F	300	375	200
HCM534C	341	426	200
HCM534D	342	428	200
KEEL COOLED			
HCM434F	300	375	200
HCM534C	341	426	200
HCM534D	342	428	200
RADIATOR COOLED			
HCM434F	300	375	200
HCM534C	323	404	200
HCM534D	324	405	200

*Fuel consumption; Unit: g/kWh

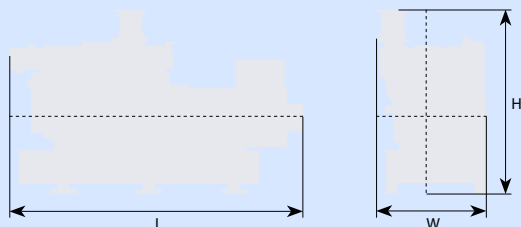
Available in:
416/440/460/480/600 V

POWER AT 1800 RPM, 60Hz, 400 kWm, 440V

	kWe	kVA	Fuel cons.*
HEAT EXCHANGED			
HCM534C	360	450	198
HCM534D	380	475	199
KEEL COOLED			
HCM534C	360	450	198
HCM534D	380	475	199
RADIATOR COOLED			
HCM534C	360	450	199
HCM534D	362	453	199

*Fuel consumption; Unit: g/kWh

Available in:
416/440/460/480/600 V



PRODUCT DIMENSIONS & DRY WEIGHT

L (mm):	2739 - 3219
W (mm):	1165 - 1174
H (mm):	1811 - 1814
Dry weight (kg):	3030 - 3315

POWER HOUSE PHD16MG



COMMERCIAL RATING

Engine Speed	Frequency	Engine Power
1500 RPM	50 Hz	450 kWm
1800 RPM	60 Hz	500 kWm

GENERAL DATA

PHD16MG, Volvo Penta, Stamford generator.
6-cylinder, 4 cycle, water cooled, diesel engine.
turbocharged with air cooler, IMO2 emission certificate.

Bore x Stroke (mm): 144 x 165

Displacement (L): 16,12

POWER AT 1500 RPM, 50Hz, 400V

	kWe	kVA	Fuel cons.*
HEAT EXCHANGED			
HCM534D	332	415	212
HCM534E	392	490	213
HCM534F	420	525	213
KEEL COOLED			
HCM534D	332	415	212
HCM534E	392	490	213
HCM534F	420	525	213
RADIATOR COOLED			
HCM534D	332	415	212
HCM534E	392	490	213
HCM534F	414	518	213

*Fuel consumption; Unit: g/kWh

Available in:

380/400/415/440/690 V

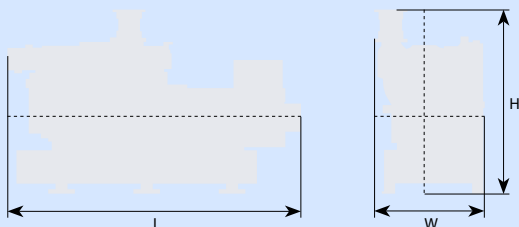
POWER AT 1800 RPM, 60Hz, 440V

	kWe	kVA	Fuel cons.*
HEAT EXCHANGED			
HCM534D	390	488	204
HCM534E	470	588	205
HCM534F	477	596	206
KEEL COOLED			
HCM534D	390	488	204
HCM534E	470	588	205
HCM534F	477	596	206
RADIATOR COOLED			
HCM534D	390	488	204
HCM534E	448	560	205

*Fuel consumption; Unit: g/kWh

Available in:

416/440/460/480/600 V



PRODUCT DIMENSIONS & DRY WEIGHT

L (mm):	3090 - 3499
W (mm):	1145 - 1380
H (mm):	1879 - 2046
Dry weight (kg):	3581 - 4100



COMMERCIAL RATING

Engine Speed	Frequency	Engine Power
1500 RPM	50 Hz	545 kWm
1800 RPM	60 Hz	635 kWm

GENERAL DATA

PHS6R-Z3MPTAW, Mitsubishi, Stamford generator.
6-cylinder, 4 cycle, water cooled, diesel engine.
Turbocharged with air cooler, IMO2 emission certificate.

Bore x Stroke (mm): 170 x 180
Displacement (L): 24,51

POWER AT 1500 RPM, 50Hz, 400V

	kWe	kVA	Fuel cons.*
HEAT EXCHANGED			
HCM634H2	522	653	207
KEEL COOLED			
HCM634H2	522	653	207
RADIATOR COOLED			
HCM634H2	503	623	207

DIESEL ELECTRIC POWER AT 1500 RPM, 50Hz, 400V

	kWe	kVA	Fuel cons.*
HEAT EXCHANGED			
HCM634H2	522	653	207
KEEL COOLED			
HCM634H2	522	653	207

*Fuel consumption; Unit: g/kWh

Available in:
380/400/415/440/690 V

POWER AT 1800 RPM, 60Hz, 440V

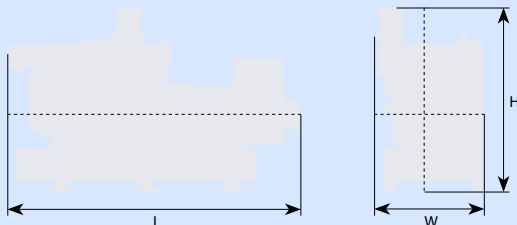
	kWe	kVA	Fuel cons.*
HEAT EXCHANGED			
HCM634G2	603	754	220
KEEL COOLED			
HCM634G2	603	754	220
RADIATOR COOLED			
HCM634G2	577	721	220

DIESEL ELECTRIC POWER AT 1800 RPM, 60Hz, 440V

	kWe	kVA	Fuel cons.*
HEAT EXCHANGED			
HCM634G2	548	685	n/a
KEEL COOLED			
HCM634G2	548	685	n/a

*Fuel consumption; Unit: g/kWh

Available in:
416/440/460/480/600 V



PRODUCT DIMENSIONS & DRY WEIGHT

L (mm):	3564 - 4575*
W (mm):	1614 - 1752*
H (mm):	1801 - 2448*
Dry weight (kg):	5800

*May differ due to choice of cooling system and alternator.

POWER HOUSE PHS6R2



COMMERCIAL RATING

Engine Speed	Frequency	Engine Power
1500 RPM	50 Hz	640 kWm
1200 RPM	60 Hz	500 kWm

GENERAL DATA

PHS6R2-T2MPTK, Mitsubishi, Stamford generator.
6-cylinder, 4 cycle, water cooled, diesel engine.
Turbocharged with air cooler, IMO2 emission certificate.

Bore x Stroke (mm): 170 x 220
Displacement (L): 29,96

POWER AT 1500 RPM, 50Hz, 400V

	kWe	kVA	Fuel cons.*
HEAT EXCHANGED			
HCM634H2	612	765	n/a
KEEL COOLED			
HCM634H2	612	765	n/a

DIESEL ELECTRIC POWER AT 1500 RPM, 50Hz, 400V

	kWe	kVA	Fuel cons.*
HEAT EXCHANGED			
HCM634H2	612	765	n/a
KEEL COOLED			
HCM634H2	612	765	n/a

*Fuel consumption; Unit: g/kWh

Available in:
380/400/415/440/690 V

POWER AT 1200 RPM, 60Hz, 440V

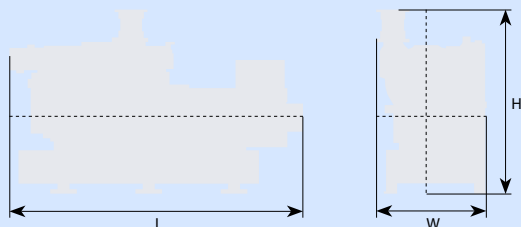
	kWe	kVA	Fuel cons.*
HEAT EXCHANGED			
HCM636K2	476	595	n/a
KEEL COOLED			
HCM636K2	476	595	n/a

DIESEL ELECTRIC POWER AT 1200 RPM, 60Hz, 440V

	kWe	kVA	Fuel cons.*
HEAT EXCHANGED			
HCM636K2	476	595	n/a
KEEL COOLED			
HCM636K2	476	595	n/a

*Fuel consumption; Unit: g/kWh

Available in:
416/440/460/480/600 V



PRODUCT DIMENSIONS & DRY WEIGHT

L (mm):	3564*
W (mm):	1614*
H (mm):	1881*
Dry weight (kg):	6000

*May differ due to choice of cooling system and alternator.

POWER HOUSE PHS12A2



COMMERCIAL RATING

Engine Speed	Frequency	Engine Power
1500 RPM	50 Hz	709 kWm
1800 RPM	60 Hz	828 kWm

GENERAL DATA

PHS12A2-MPTAW, Mitsubishi, Stamford generator.
12-cylinder, 4 cycle, water cooled, diesel engine.
Turbocharged with air cooler, IMO2 emission certificate.

Bore x Stroke (mm): 150 x 160
Displacement (L): 33,93

POWER AT 1500 RPM, 50Hz, 400V

	kWe	kVA	Fuel cons.†
HEAT EXCHANGED			
HCM634J2	678	848	n/a
KEEL COOLED			
HCM634J2	678	848	n/a
RADIATOR COOLED			
HCM634J2	662	828	n/a

DIESEL ELECTRIC POWER AT 1500 RPM, 50Hz, 400V

	kWe	kVA	Fuel cons.†
HEAT EXCHANGED			
HCM634J2	678	848	n/a
KEEL COOLED			
HCM634J2	678	848	n/a

†Fuel consumption; Unit: g/kWh

Available in:
380/400/415/440/690 V

POWER AT 1800 RPM, 60Hz, 440V

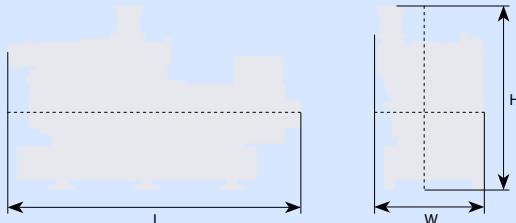
	kWe	kVA	Fuel cons.†
HEAT EXCHANGED			
HCM634J2	790	988	n/a
KEEL COOLED			
HCM634J2	790	988	n/a
RADIATOR COOLED			
HCM634J2	764	955	n/a

DIESEL ELECTRIC POWER AT 1800 RPM, 60Hz, 440V

	kWe	kVA	Fuel cons.†
HEAT EXCHANGED			
HCM634J2	718	898	n/a
KEEL COOLED			
HCM634J2	718	898	n/a

†Fuel consumption; Unit: g/kWh

Available in:
416/440/460/480/600 V



PRODUCT DIMENSIONS & DRY WEIGHT

L (mm):	3703*
W (mm):	1818*
H (mm):	1934*
Dry weight (kg):	7500

*May differ due to choice of cooling system and alternator.



COMMERCIAL RATING

Engine Speed	Frequency	Engine Power
1500 RPM	50 Hz	1120 kWm
1800 RPM	60 Hz	1270 kWm
1200 RPM	60 Hz	840 kWm

GENERAL DATA

PHS12R-MPTAW, Mitsubishi, Stamford generator.
12-cylinder, 4 cycle, water cooled, diesel engine.
Turbocharged with air cooler, IMO2 emission certificate.

Bore x Stroke (mm): 170 x 180
Displacement (L): 49,03

POWER AT 1500 RPM, 50Hz, 400V

	kWe	kVA	Fuel cons.*
HEAT EXCHANGED			
PM734E2	1081	1351	n/a
KEEL COOLED			
PM734E2	1081	1351	n/a
RADIATOR COOLED			
PM734E2	1051	1314	n/a

DIESEL ELECTRIC PROPULSION AT 1500 RPM, 50Hz, 400V

	kWe	kVA	Fuel cons.*
HEAT EXCHANGED			
PM734E2	1081	1351	n/a
KEEL COOLED			
PM734E2	1081	1351	n/a

*Fuel consumption; Unit: g/kWh

Available in:
380/400/415/440/690 V

POWER AT 1800 RPM, 60Hz, 440V

	kWe	kVA	Fuel cons.*
HEAT EXCHANGED			
PM734E2	1223	1529	n/a
KEEL COOLED			
PM734E2	1223	1529	n/a
RADIATOR COOLED			
PM734E2	1172	1465	n/a

POWER AT 1200 RPM, 60Hz, 440V

	kWe	kVA	Fuel cons.*
HEAT EXCHANGED			
PM736F2	799	999	n/a
KEEL COOLED			
PM736F2	799	999	n/a
RADIATOR COOLED			
PM736F2	785	981	n/a

DIESEL ELECTRIC PROPULSION AT 1800 RPM, 60Hz, 440V

	kWe	kVA	Fuel cons.*
HEAT EXCHANGED			
PM734E2	1108	1385	n/a
KEEL COOLED			
PM734E2	1108	1385	n/a

DIESEL ELECTRIC PROPULSION AT 1200 RPM, 60Hz, 440V

	kWe	kVA	Fuel cons.*
HEAT EXCHANGED			
PM736F2	799	999	n/a
KEEL COOLED			
PM736F2	799	999	n/a

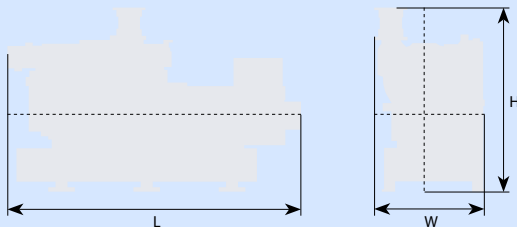
*Fuel consumption; Unit: g/kWh

Available in:
416/440/460/480/600 V

PRODUCT DIMENSIONS & DRY WEIGHT

L (mm):	4162 - 4220*
W (mm):	1772 - 1832*
H (mm):	2366 - 2379*
Dry weight (kg):	10 300 - 11 300

*May differ due to choice of cooling system and alternator.



POWER HOUSE PHS16R



COMMERCIAL RATING

Engine Speed	Frequency	Engine Power
1500 RPM	50 Hz	1500 kWm
1800 RPM	60 Hz	1690 kWm
1200 RPM	60 Hz	1120 kWm

GENERAL DATA

PHS16R-MPTAW, Mitsubishi, Stamford generator.
16-cylinder, 4 cycle, water cooled, diesel engine.
Turbocharged with air cooler, IMO2 emission certificate.

Bore x Stroke (mm): 170 x 180
Displacement (L): 65,37

POWER AT 1500 RPM, 50Hz, 400V

	kWe	kVA	Fuel cons.*
HEAT EXCHANGED			
PM734E2	1437	1796	211
KEEL COOLED			
PM734E2	1437	1796	211
RADIATOR COOLED			
PM734E2	1408	1760	211

DIESEL ELECTRIC PROPULSION AT 1500 RPM, 50Hz, 400V

	kWe	kVA	Fuel cons.*
HEAT EXCHANGED			
PM734E2	1437	1796	211
KEEL COOLED			
PM734E2	1437	1796	211

*Fuel consumption; Unit: g/kWh

Available in:

380/400/415/440/690 V

POWER AT 1800 RPM, 60Hz, 440V

	kWe	kVA	Fuel cons.*
HEAT EXCHANGED			
PM734G2	1633	2041	215
KEEL COOLED			
PM734G2	1633	2041	215
RADIATOR COOLED			
PM734G2	1578	1973	215

POWER AT 1200 RPM, 60Hz, 440V

	kWe	kVA	Fuel cons.*
HEAT EXCHANGED			
PM736G2	1070	1338	202
KEEL COOLED			
PM736G2	1070	1338	202
RADIATOR COOLED			
PM736G2	1047	1309	202

DIESEL ELECTRIC PROPULSION AT 1800 RPM, 60Hz, 440V

	kWe	kVA	Fuel cons.*
HEAT EXCHANGED			
PM734G2	1485	1856	n/a
KEEL COOLED			
PM734G2	1485	1856	n/a

DIESEL ELECTRIC PROPULSION AT 1200 RPM, 60Hz, 440V

	kWe	kVA	Fuel cons.*
HEAT EXCHANGED			
PM736G2	1070	1338	202
KEEL COOLED			
PM736G2	1070	1338	202

*Fuel consumption; Unit: g/kWh

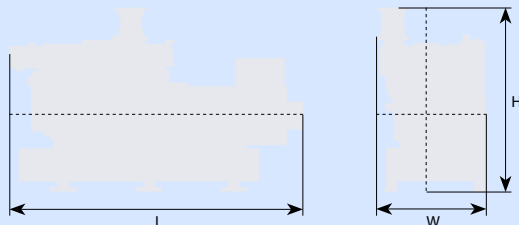
Available in:

416/440/460/480/600 V

PRODUCT DIMENSIONS & DRY WEIGHT

L (mm):	4781 - 4821*
W (mm):	1721*
H (mm):	2249*
Dry weight (kg):	15 500

*May differ due to choice of cooling system and alternator.



POWER HOUSE PHS16R2



COMMERCIAL RATING

Engine Speed	Frequency	Engine Power
1500 RPM	50 Hz	1500 kWm
1800 RPM	60 Hz	1690 kWm
1200 RPM	60 Hz	1120 kWm

GENERAL DATA

S16R-MPTAW, Mitsubishi, Stamford generator.
16-cylinder, 4 cycle, water cooled, diesel engine.
Turbocharged with air cooler, IMO2 emission certificate.

Bore x Stroke (mm): 170 x 220
Displacement (L): 65,37

POWER AT 1500 RPM, 50Hz, 400V

	kWe	kVA	Fuel cons.*
HEAT EXCHANGED			
DSG86M1/4W	1886	2358	208
KEEL COOLED			
DSG86M1/4W	1886	2358	208
RADIATOR COOLED			
DSG86M1/4W	1837	2296	208

DIESEL ELECTRIC PROPULSION AT 1500 RPM, 50Hz, 400V

	kWe	kVA	Fuel cons.*
HEAT EXCHANGED			
DSG86M1/4W	1886	2358	208
KEEL COOLED			
DSG86M1/4W	1886	2358	208

*Fuel consumption; Unit: g/kWh

Available in:

380/400/415/440/690 V

POWER AT 1200 RPM, 60Hz, 440V

	kWe	kVA	Fuel cons.*
HEAT EXCHANGED			
DSG86M1/6W	1505	1881	207
KEEL COOLED			
DSG86M1/6W	1505	1881	207
RADIATOR COOLED			
DSG86M1/6W	1457	1821	207

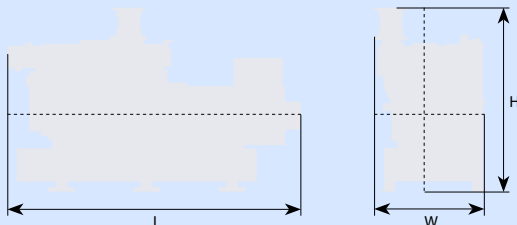
DIESEL ELECTRIC PROPULSION AT 1200 RPM, 60Hz, 440V

	kWe	kVA	Fuel cons.*
HEAT EXCHANGED			
DSG86M1/6W	1505	1881	207
KEEL COOLED			
DSG86M1/6W	1505	1881	207

*Fuel consumption; Unit: g/kWh

Available in:

416/440/460/480/600 V



PRODUCT DIMENSIONS & DRY WEIGHT

L (mm):	4781 - 4821*
W (mm):	1721*
H (mm):	2249*
Dry weight (kg):	15 500

*May differ due to choice of cooling system and alternator.

CONTACT US

SALES

Phone: +46 31-762 56 06
sales@powerhouse.se

SPARE PARTS

Phone: +46 31-762 56 03
parts@powerhouse.se

SERVICE

Phone: +46 31-762 56 11
service@powerhouse.se

ADMIN

Phone: +46 31-762 56 00
info@powerhouse.se





ISO 9001
ISO 14001

BUREAU VERITAS
Certification



POWER 
HOUSE